

For the Overview Section of the app



Table of Contents

Click on any of the links below and it will jump you right to that section allowing you to tailor how you work your way through the app to your group.

Title	Page Number(s)
How to use the app	1
A. Overview - 1. Love	2-3
A. Overview - 2. Share Faith	3-4
A. Overview - 3. New Christian Community	4-6
A. Overview - 4. Basics	6-7
A. Overview - 5. Reasons	7-8
Guide for how to use the app for participants	9
Printable Worksheet 1 - LOVE	10-11
Printable Worksheet 2 - SHARE FAITH	12-14
Printable Worksheet 3 - NEW CHRISTIAN COMMUNITIES	15-17
Group worksheet 1 - NEW CHRISTIAN COMMUNITIES - Walls	18
Printable worksheet 4 - BASICS	19-20
Printable worksheet 5 - REASONS	21-22



Godsend App

Available to download in your [app store](#) or [Google Play](#) on your phone or tablet.



Who is it for?

The Godsend app is for anyone who is starting or growing a new Christian Community, sometimes also known as: a Fresh Expression, church plant, organic church, worshipping communities etc.

The app was developed to help resource and grow Fresh Expressions.

This guide to the Overview section of the app, developed by God for All Cumbria, is a way of using the app with a group of people - maybe in a locality, or around a common interest, to help explore, grow and develop new Fresh Expressions in Cumbria.



The app is not a 'how to' guide but rather will help you think through how to grow and develop a new Christian Community.

So let's begin - firstly you'll need everyone in your group to download the app - see above for links.

How to use this app with a group

This guide unpacks the Overview section on the Godsend app so that you as leader or facilitator can 'pick up and go' with your group. However, for each topic there is an 'Action' section on the app which we recommend you pre-read and decide which bits you want to do with the group as applicable. If it's a big topic you may choose to split a topic out over a number of weeks. Worksheets are available to print individually and are also included at the end of this booklet.

With groups we recommend you jump straight into B)Listen. In this guide Look for the symbol **?** for discussion points 🖐️ for activities 📌 will show you need some supplies.

On a practical note, in the session you will watch videos together which you can do either individually or together as a group - if doing as a group you may want to use speakers so that everyone can hear.

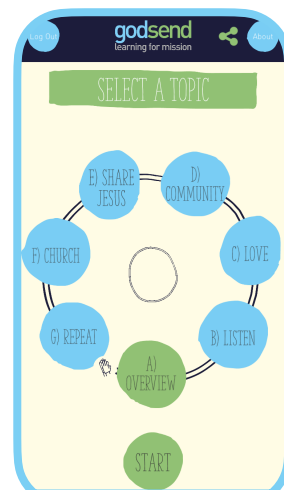
Using the App

Click on the app to open it. There is a short introductory video to watch and then you will need to sign yourself in as a New User.

You can find out more about the app by clicking the 'about' circle in the top right hand corner of the screen.

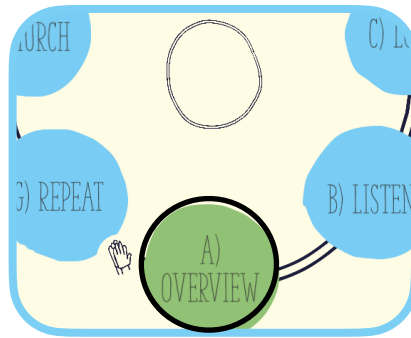
Clicking on **START** brings up the contents page which you can scroll through.

Then click **BACK** to get back to the Main Screen

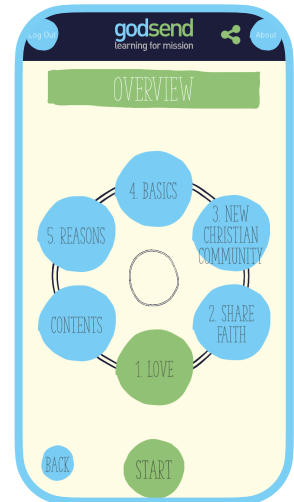


Overview

Click on **OVERVIEW** then click **START**.



Which will take you to this page



1 LOVE

Make sure that **LOVE** is highlighted in green, then click **START** to take you into this section.

Self Reflection - LOVE

See printable worksheet - ask all group members to complete the worksheet prior to you meeting together as a group - and complete one for yourself.

Group Work - LOVE

Group members will need their worksheet for reference.

Watch the video together as show in 2

? Discuss: ask people what questions they wrote down, or any thoughts they had about what was said in this video.

3 Guide - Read through each of the 5 point headers - the group will have pre-read each section but you might want to give a quick overview of each point to remind them.

1. Follow Jesus with someone - this is what you are doing together as a group.

2. Discover a simple way to love people round you...

- ? Discuss:** ask if anyone thought of some local examples

3. Enhance what you're doing - notes taken for this will be discussed in point 5: Action

4. This was not a new time-demanding church commitment

5. Next steps - this is what you are doing together now!

4 Stories If you have time watch the videos together, if not jump right into the discussion below.

? Discuss in small groups or as a whole group: 'what words or phrases stood out for you in these two videos?'



Ask someone to read out the bible verse Matthew 25.14-30

? In pairs or small groups, ask people to discuss the 3 bullet points shown on the app - drawing on their passions and interests as written on their worksheets.

👉 **What did people love about this love section?** On their worksheets in the space under '5' Actions, ask the group to draw a heart and write words or draw a picture of what they've loved about this love section. Share these together as a group.

? **Read any of the discussion questions given on the app.** As appropriate to your group and discuss. Note for point four 'in light of your reactions....' This booklet explores the Overview section of the app and is laid out in a linear fashion. Feel free to explore the topics in the Overview section in whichever order you like.

Click **BACK** to take you back to the **OVERVIEW** screen.

2. SHARE FAITH

Self Reflection - SHARE FAITH

See printable worksheet - ask all group members to complete the worksheet prior to you meeting together as a group - and complete one for yourself.

Group Work - SHARE FAITH

Group members will need their worksheet for reference.

Watch the video together as show in 2

? Did anything come up for the group from the video?

3 Guide - Read through each of the 8 points headers - the group will have pre-read each section but you might want to give a quick overview of each point to remind them.

1. Here's a way to prayerfully follow Jesus

2. If you are involved in a mission activity...

3. Or perhaps you are starting something new

- As a group are you at 2 - already involved in a Mission Activity or 3 - starting something new?
- ? **Discuss** which is applicable to you using the questions that the group completed on their worksheets.

4. Anyone could do this!

5. Don't be an expert!

6. A path to maturity

- ? **Discuss** - What do people think of points 3-6 using their notes for reference

7. This approach has big advantages

8. Trust the spirit



- 4 Stories** If you have time watch the videos together, if not jump right into the discussion below.

? In pairs ask people to discuss their sharing faith stories, whether about sharing their own story or about hearing someone else's.

5 Action

👉 As a group participate in the Discovery Bible Study activity using a bible passage of your choosing.

Discovery Bible Study Questions

- If this story happened today, what would it look like?
- What is it showing/telling you?
- Could it make a difference to your life? How?
- Did it make a difference? How?

Review the activity using the bullet points on the godsend app.

Second Activity

Either using the illustration on the third page of the group's worksheet or using 📌: A plain cardboard box wrapped with ribbon or string, pens, luggage labels - or bits of paper with a hole punched in them and some string.

👉 Ask the group to write something on the picture of the box, or on the box, an aspect of life outside the church that matters to them.

As written in the app invite them to prayerfully imagine they have a dream about that part of their life, prompted by the Spirit...

On the pictures of the labels, or on labels, write responses to the questions on the app. If writing on labels invite the group to then tie these to the box.

? **Discuss** - Ask them to read out a label, their own or someone else's, that they are particularly drawn to.

- What is it about that statement that draws them?
- What do they think the Spirit may be saying to them about it?
- What labels would be most useful in your context?
- Which ones as a group do you want to keep hold of as you move forwards?



Self Reflection - New Christian Community

See printable worksheet - ask all group members to complete the worksheet prior to you meeting together as a group - and complete one for yourself.



Group Work - New Christian Communities

Group members will need their worksheet for reference.

Watch the video together as show in 2

? Ask if anyone thought of some different types of Christian Communities

3 Guide - the group will have pre-read each section but you might want to give a quick overview of each point to remind them. 📌 You will need: a piece of Flipchart paper or lining paper and pens.

1. What next?

2. Introducing worship can be easy.

- 🖐 Using their worksheets, invite your group to write on your large piece of paper their ideas for 1. What a Christian Community might look like for the people you're meeting and 2. What worship might look like for that group. Ask them to interact with what others write by adding suggestions or circling/ticking/hearting things they like.

3. Connect your community to a local church

4. Remember the "mixed economy"!

5. For example

6. Advantages

- ? **Discuss** any notes taken by the group on points 4-6

7. Afraid these new communities will divide the church?

8. So make the church inclusive

- ? Did anyone have any thoughts on these last two points they'd like to raise, or questions they'd like to ask?

4 Stories and 5 Action

📌 Print off copies of the Group Worksheet One - New Christian Communities - Walls (see contents page).

Read through the Bible section in **Action** together. From point 2 you can adapt as relevant to your group either: engage in the activity as written OR ask them to think of a group of people you want to engage with OR ask them to think about a group you have or are already working with.

🖐 In pairs or small groups, reflecting on the above activity, and with people referring to their worksheets for the notes they took for **Stories** (they can re-watch them for reference if they want). Ask them to:

Starting with the first video from Andrea - write some building blocks in the squares. Would they change or adapt any of these in light of reading **Action** Bible?

For **Dave's video** ask them to write in the spaces underneath and above the blocks ways they can develop this WITH their community.

For **Ed's video** write in-between the blocks how time-honoured Church and new Christian communities can benefit one another.

Feedback as a whole group.

👉 Choose one of the 'For discussion' bullet points to cover - this may need some pre-planning depending on which you choose.

You may want to keep your 'walls' to refer back to - if you found this exercise helpful you may want to review it later in this process to see if anything would or could be changed in light of what you are learning as you progress.

4. BASICS

Self Reflection - Basics

See printable worksheet - ask all group members to complete the worksheet prior to you meeting together as a group - and complete one for yourself.

Group Work - Basics

Group members will need their worksheet for reference.

Watch the video together as show in 2

? Are there any questions or observations about the video?

3 **Guide** - 📌 you will need thick masking or duct-tape, permanent markers such as sharpies or chalks.

Item 1. A compass

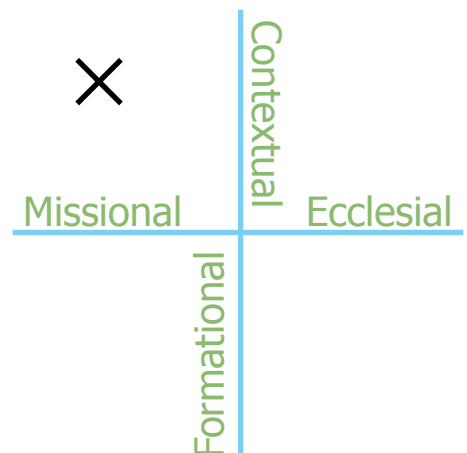
Tape a large cross onto the floor (if suitable) alternatively draw a cross in chalk on the ground in an outdoor space. Write down each of the lines one of the four 'compass' points: Missional, Contextual, Formational and Ecclesial.

Stand at each point and read out the short explanations of each as outlined on page 5 of the Cumbria FX booklet which can be found [here](#) (on the Fresh Expressions page on the God for All website).

Referring to their worksheets ask everyone to mark a X using tape, or chalk, where they think the group currently is (if you've started a group) - an example is given on the right. ? **Discuss**.


Then as a group - referring to worksheets - either circle or put

Example: The group is missional and speaks into the context but is yet to be ecclesial or formational (if the group were heading that way the X would be more centralised).





a square around each compass point - depending on how the majority of the group feel. Are they comfortable understanding what these terms mean (circle them) or not (put a square around them).

If you are not meeting physically you could complete this activity using an interactive white board on Zoom, or similar.

 Invite them as a group to do some research before you next meet on the topics they are not so sure of and share what they find. They could look on the internet or talk to someone running a Fresh Expression about what this looks like for them (see also **Action**). Note: Items 2 - 4 are covered under **Action**.


4 Stories If you have time watch the videos together, if not jump right in to the questions below.

In response to **Katharine's video**  Discuss in pairs their reflections on the video drawing on their worksheet notes.

In response to **Rachel's video**  What were people's top three take aways - were any the same?

5 Action


Bible - complete this activity together as outlined on the app.

 **Discuss** - Either move onto the discussion/activity on the app under **For discussion** OR unpack some of what is listed in the Guide. Looking at the 4 items:

Item 1. Compass (covered in the activity above).

Item 2. Map -  **Discuss** - where is your group on the journey?

Item 3. Food - reflect on the **Bible** activity

Item 4. The address of your destination - overlapping relationships with: God, the outside world, the wider church, within the community itself.  In relation to these what are your strengths, where are your weaknesses?

5. REASONS


Self Reflection - Reasons

See printable worksheet - ask all group members to complete the worksheet prior to you meeting together as a group - and complete one for yourself.

Group Work - Reasons

Group members will need their worksheet for reference.

2 Watch the video together as show in

 Are there any thoughts or observations about the video?



3 Guide - Read through each of the 7 point headers - the group will have pre-read each section but you might want to give a quick overview of each point to remind them.

Overview

1. Follow Jesus

- ? If you've already started your community - can anyone have a go at identifying where you are on loving-first cycle?

2. In any context

- ? Did anything catch anyones attention?


3. This is full-blooded kingdom discipleship

4. Generous discipleship

5. God showers the world with gifts

6. Doing this echoes Holy Communion

7. Following Jesus



? Were there any thoughts or questions from points 3-7?

4 Stories If you have time watch the videos together, if not jump right in to the questions below.

In response to **Paul's video** ? Where should you be listening?

In response to **Sarah's video** ? In pairs, and referring to their notes, share anything about what Sarah said that stood out for them. Come back together and discuss as a group.

If applicable to your group: In response to **Tim's video** ? what activities have they written down? **Discuss.**

5 Action

Bible - complete this activity together as outlined on the app. The group should have pre-read and made notes for this activity.

For discussion - using the scale on their worksheet engage with the activity as outlined on the app.

How to use the Godsend App

On your mobile phone or tablet download the 'Godsend' app from the [app store](#) or [Google Play](#)




The app will look like this on your phone (image shown on an apple device, it may look different on an android phone). Click on the app to open it.

Using the App

Once you've opened the app there is a short introductory video to watch then you'll need to sign yourself in as a New User and you'll be ready to go.

Take some time to explore the app - you can read a bit more in the 'about' section to get an idea of what the app is for and to familiarise themselves with the layout. To get back to the 'select a topic screen' click **BACK** - which you can find in the bottom left hand corner of the screen



Together with your group you will be working your way through the different topics as listed in the 'Select a Topic' screen. We'll be starting with the overview.

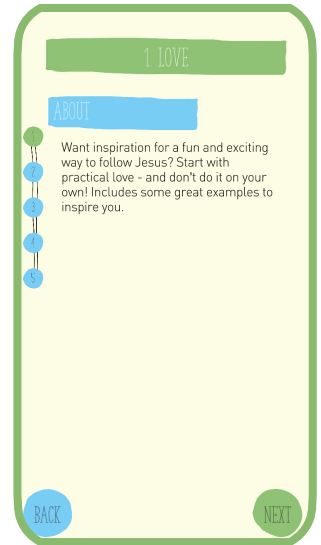
To select an option make sure the topic you want to select is in **GREEN** at the bottom of the circle and then click **START**.

Once you've finished on that section click **BACK** to get back to the Main Screen


Preparing for your group session.

Welcome to the GodSend App worksheet on 'LOVE'. You will need to be on the screen shown on the right - if you're not sure how to get there please refer to the 'how to use' document.

Move through the menu by clicking on the numbered circles or clicking **NEXT** in the bottom right hand corner of the screen.

**1****About** - read through.**2****starter - Watch the videos.** Note down in the box below any questions that come up for you.
3**Guide** - Read through each of the five points:**1. Follow Jesus with someone** - read through**2. Discover a simple way to love people round you...**

- read through the examples given and make a note below of any **local** examples you can think of

**3. Enhance what you're doing** - draw a mind map

in this space of YOUR passions and interests

**4. This was not a new time-demanding church commitment** - read through**5. Next Steps** - read through

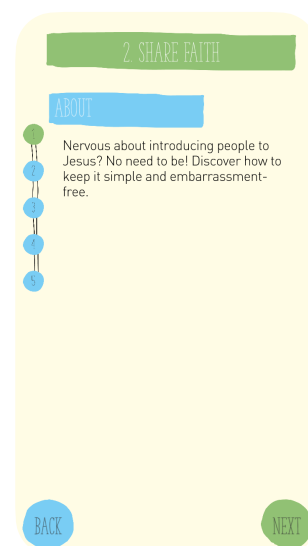
4 **Stories - watch the videos** write in the box below any key phrases or words that catch your attention.

5 **Actions** Leave point 5 for Group Discussion - there is blank space here to write notes.

Preparing for your group session.

Welcome to the GodSend App worksheet on 'Share Faith'. You will need to be on the screen shown on the right - if you're not sure how to get there please refer to the 'how to use' document.

Move through the menu by clicking on the numbered circles or clicking **NEXT** in the bottom right hand corner of the screen.

Before you meet together as a group we ask that you do the following:**1****About** - read through.**2****starter - Watch the video.** Note down in the box below anything that comes up for you.**3****Guide** - Read through each of the five points:**1. Here's a way to prayerfully follow Jesus** - read through**2. If you are involved in a mission activity...**

- Read through - Can you think of a way you could add a spiritual dimension to a mission activity you are involved in? Something that would work in your local context? If this question isn't applicable to you - skip on to point 3.

3. Or perhaps you are starting something new (or thinking of starting something new) - what 'welcoming invitation' could you offer?

W
E
L
C
O
M
E

4. Anyone could do this! - read through

5. Don't be an expert! - read through

6. A path to maturity - read through

7. This approach has big advantages - read through

8. Trust the Spirit! - read through

Points 3-6 above offers a template for how a group could develop. What do you think of this approach? Think about a group of people you know - how do you think they would engage or not with this? *Remember this is not about forcing people on this journey - they may never get past point 2 or 3.* Write any thoughts you have in the box below.

4

Stories

Watch Sam and Flik's video. Can you think of time when you've shared your faith? Or when someone shared their faith with you? Then answer the questions below:




If thinking about a time you shared your faith - how did you feel it went? What did you find easy/difficult?



If thinking about a time someone shared their faith with you - what stood out for you? How did it make you feel?



Watch Tim's video.





Printable Worksheets 3 - NEW CHRISTIAN COMMUNITIES

Preparing for your group session.

Welcome to the GodSend App worksheet on 'New Christian Communities'. You will need to be on the screen shown on the right - if you're not sure how to get there please refer to the 'how to use' document.

Move through the menu by clicking on the numbered circles or clicking **NEXT** in the bottom right hand corner of the screen.

Before you meet together as a group we ask that you do the following:

1

About - read through.

2

starter - Watch the video. Can you think of any different types of Christian Communities - list them below:



3

Guide - Read through each of the eight points:

1. What next? - What might a new Christian Community look like with the people you're meeting?

2. Introducing worship can be easy - read through the examples given on the app. Thinking of your community, or the community you hope to grow:

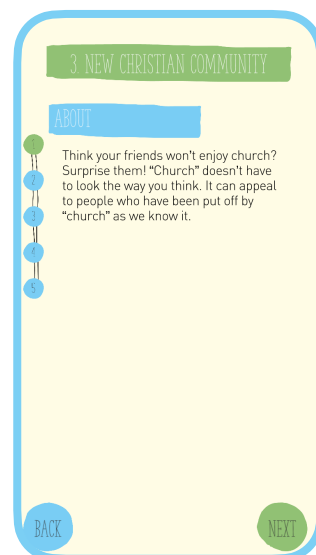
What music might be relevant?

How might you pray?

Could you incorporate eating together?
How might this be done?

How could you encourage others (from this community) to contribute?

Is there anything else you can think of?



Remember: keep worship simple. Keep it natural. Keep it relevant.



3. Connect your community to a local church - read through

4. Remember the "mixed economy"! - read through

5. For example - read through

6. Advantages - read through

You could make any notes you have on points 4-6 below

8. Afraid these new communities will divide the church? - read through

8. So make the church inclusive - read through

4

Stories

Watch Andrea's video. Using your thoughts from **Guide** no.2 on page 1 what could the building blocks for developing contextual (discipleship, worship....) for the community of people you are/want to be alongside?





Watch Dave's video.

In Dave's video he talks about how they work 'with' their community, exploring: what can we do together? How do we live good news together? Can you think of any practical ways you could encourage this 'growing together' with your community?

Watch Ed's video - What do you think are the advantages of 'blended church' in your context?

5

Action This section will be completed in your group session - blank space here for notes.



**Group
Worksheet 1
New Christian
Communities
Walls**

Preparing for your group session.

Welcome to the GodSend App worksheet on 'Basics'. You will need to be on the screen shown on the right - if you're not sure how to get there please refer to the 'how to use' document.

Move through the menu by clicking on the numbered circles or clicking **NEXT** in the bottom right hand corner of the screen.

Before you meet together as a group we ask that you do the following:

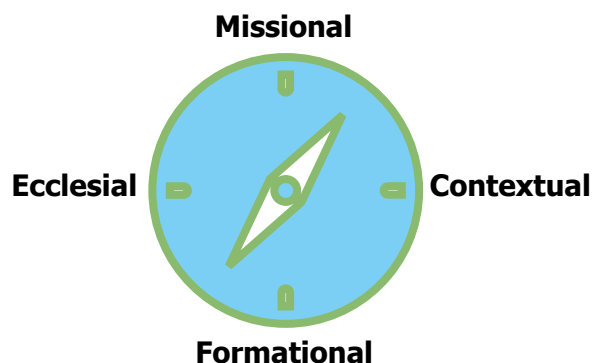
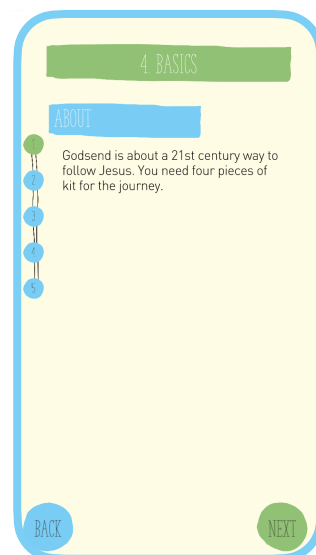
1**About** - read through.**2****starter** - Watch the video.**3****Guide** - Read through the intro.

Read the **item 1. A compass** info on the App.

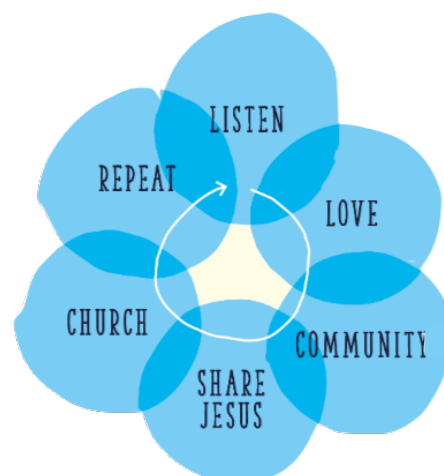
Maybe your group has just started, maybe you haven't started yet.

If your group has already started where do you think the group are you on the compass? Indicate with a cross.

Whether you've started a group or not, circle the things you feel comfortable about, put a square around those you're not so sure about - it doesn't matter if you put a square around them all!



Read the **item 2. A map** info on the App.



Item 3. Food - read through

Item 4. The address of your destination - read through

Anyone can do this! - read through

Once called, here's your kit for the journey - read through

4

Stories

Watch Katharine's video - what are your reflections on what she has to say?

Watch Rachel's video - what would be your top 3 take aways from what Rachel has to say?

1.

2.

3.

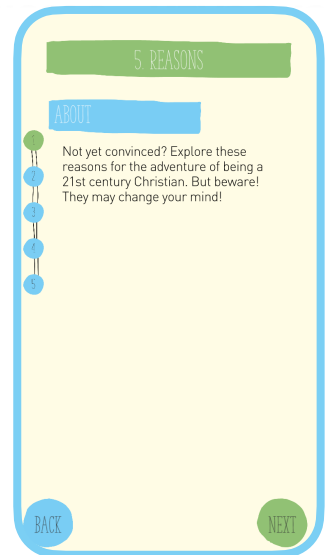
5

Action This section will be completed in your group session - blank space here for notes.


Preparing for your group session.

Welcome to the GodSend App worksheet on 'Reasons'. You will need to be on the screen shown on the right - if you're not sure how to get there please refer to the 'how to use' document.

Move through the menu by clicking on the numbered circles or clicking **NEXT** in the bottom right hand corner of the screen.

Before you meet together as a group we ask that you do the following:**1****About** - read through.**2****starter** - Watch the video. Do you have any thoughts or observations?**3****Guide****1. Follow Jesus....**

Reading through the example of hot chocolate can you identify where your group might be on the journey, or maybe you've not started yet - that's ok too.



2. In any context - read through and note anything that catches your attention. What might that be telling you?

Read through points 3 - 7 and make any notes or reflections below:

Stories**Watch Paul's video.****Watch Sarah's video** - what stands out for you about what Sarah says?

Watch Tim's video - If you are involved in a church, what activities that run could be taken further on the 'loving first' cycle?**Bible** Complete this activity as outlined on the app and write your responses below to share with your group when you come together.**For Discussion** Leave this section to complete together as a group.

1	2	3	4	5	6	7	8	9	10
---	---	---	---	---	---	---	---	---	----