

Contents

You can click on the hyperlinks below to jump to a specific page.

Page No.	Description
1	<u>How to use the Godsend app</u>
2	<u>Listen - Called?</u>
3	<u>Listen - Start</u>
4	<u>Love - Ideas</u>
5	<u>Love - Innovate</u>
6	<u>Community - Core Team</u>
7	<u>Community - Community</u>
8	<u>Share Jesus - Explore Faith</u>
9	<u>Share Jesus - Sharing Good News</u>
10	<u>Church - Grow Disciples</u>
11	<u>Church - Church Emerges</u>
12	<u>Church - Church</u>
13	<u>Repeat - Do it again</u>

How to use the Godsend App


On your mobile phone or tablet download the free 'Godsend' app from the [app store](#) or [Google Play](#). Once downloaded click on the app to open it.



Using the App

Once you've opened the app there is a short introductory video to watch then you'll need to sign yourself in as a New User and you'll be ready to go.

You can find out more about the app in the **ABOUT** and **OVERVIEW** sections. Take a bit of time to explore the app and to familiarise yourself with the layout. To get back to the 'select a topic screen' click **BACK** - which you can find in the bottom left hand corner of the screen



Together with your group you will be working your way through the different topics as listed in the 'Select a Topic' screen from this point on called the Home Screen.

To select an option make sure the topic you want to select is in **GREEN** at the bottom of the circle and then click **START**. You can work your way through the topic by clicking **NEXT** which will be at the bottom right of the topic screen, or go back one page by clicking **PREV** on the bottom left.

Once you've finished on that section click **BACK** to get back to the Home Screen

Who is it for?

The Godsend app is for anyone who is starting or growing a new Christian Community, sometimes also known as: a Fresh Expression, church plant, organic church, worshipping communities etc.

The app was developed to help resource and grow Fresh Expressions.

This guide, developed by God for All Cumbria, is a way of using the app with a group of people - maybe in a locality, or around a common interest, to help explore, grow and develop new Fresh Expressions in Cumbria.

The app is not a 'how to' guide but rather will help you think through how to grow and develop a new Christian Community.



So let's begin - firstly you'll need everyone in your group to download the app - see above for links.

How to use this app with a group

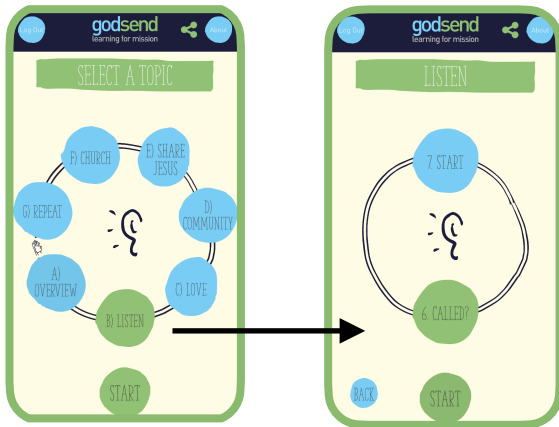
We suggest that you ask the group to download the app and explore the 'Overview' section for themselves, we have created some optional worksheets that can be used in conjunction with this section that offer some additional questions and activities for individual use.

This guide unpacks each topic covered on the Godsend app so that you as leader or facilitator can 'pick up and go' with your group. However, for each topic there is an 'Action' section on the app which we recommend you pre-read and decide which bits you want to do with the group as applicable. If it's a big topic you may choose to split a topic out over a number of weeks.

On a practical note, in the session you will watch videos together which you can do either individually or together as a group - if doing as a group you may want to use speakers so that everyone can hear.

With groups we recommend you jump straight into B)Listen. In this guide Look for the symbol **?** for discussion points **👉** for activities **🔪** will show you need some supplies.

B) Listen 6.Called?



On the Home Screen make sure that **B)LISTEN** is selected in **GREEN** at the bottom of the circle and then click **START**. Then click on **6.CALLED?** and then **START**.

You'll be taken to a screen with numbers 1-5.

1 gives an overview on the section, then continue onto:

2 Watch the video together

? Discuss any thoughts or observations about the video.

3 Guide - read through each point on the app together or individually - below are given some extra questions or activities.

1. New Christian communities have many names

- ? Any thoughts

2. Discovering God's call is a voyage

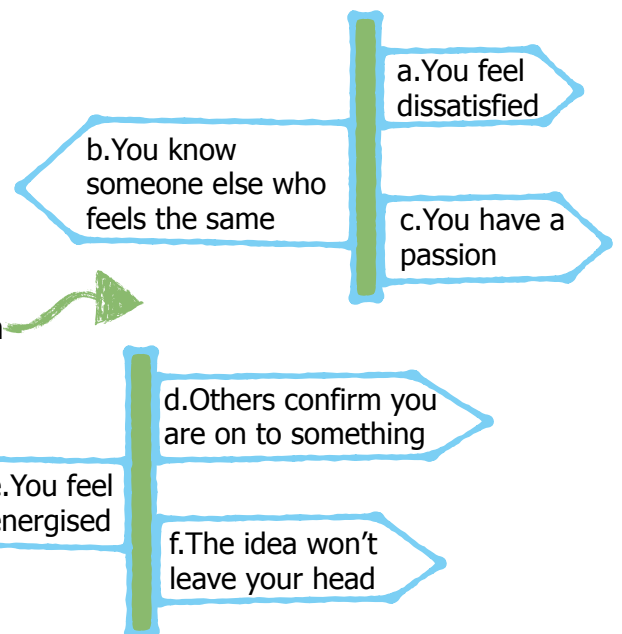
3. Responding to God's call is not always easy

4. What does God want you to do?

- ? In pairs discuss which signposts you identify with

5. Who might help you navigate the voyage?

6. Keep praying!



4 Stories - watch the videos together

In response to **Andy's video** - ? do you identify with anything Andy says?

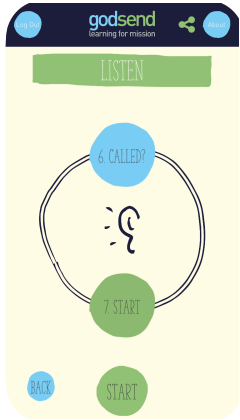
In response to **Charlotte's video** - ? where do you feel called?

In response to **Andy's second video** - ? do you have any thoughts on what Andy has to say in this video?

5 Action

👉 Complete the activity(s) together as outlined on the app.

B) Listen 7. Start for this session you'll need some large pieces of paper e.g. Flipchart paper, and coloured pens.



On the Home Screen make sure sure that **B)LISTEN** is selected in **GREEN** at the bottom of the circle and then click **START**. Then click on **7. START** and then **START**.

You'll be taken to a screen with numbers 1-5.

1 gives an overview on the section, then continue onto:


2 Watch the video together

3 Guide - read through each point on the app together or individually - below are given some extra questions or activities.

A.sk God and ask a friend

- ?** If you are going to do things together as a group how will it work given **your** size?


B.egin with what you've got

-  break into groups of 2 or 3. Ask people to prayerfully respond to the questions a - d posed on the app under this heading by writing/drawing on their piece of paper. They may also want to respond to the Caution! Come back as a group and **discuss**.

C.hat and listen to others

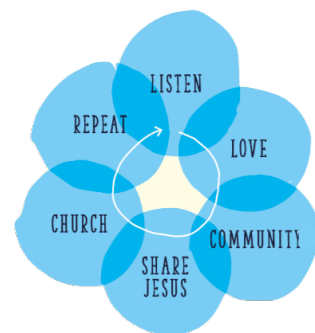
- ?** Any thoughts on this?

D.ream up lots of ideas

-  write 'what if...' in the middle of a large piece of paper and start to mind map some ideas - maybe using what was written during the B.egin activity.

E.xperiment like crazy

F.ollowing the loving-first Cycle



G.od is the bottom line

4 Stories - watch the videos together.

In response to **Ali's story** - **?** What can you take away from what Ali learnt about listening?

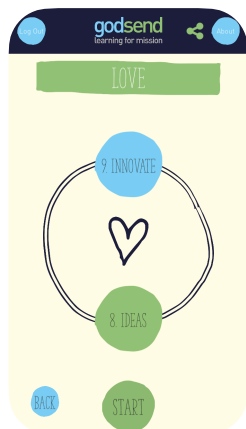
In response to **Nick's story** - **?** What gifts, skills and experience could you draw on?

In response to **Ali's second story** - **?** What feelings arise for you as you listen to what Ali is saying here?

5 Action  Complete the activity(s) together as outlined on the app.

C) Love 8. Ideas

📌 You'll need some small bits of paper (about A6 size) or index cards, and pens



On the Home Screen make sure that **C)LOVE** is selected in **GREEN** at the bottom of the circle and then click **START**. Then click on **8.IDEAS** and then **START**.

You'll be taken to a screen with numbers 1-5.

1 gives an overview on the section, then continue onto:

2 Watch the video together

3 Guide - read through each point on the app together or individually - below are given some extra questions or activities.

1. Struggling to come up with an idea

- 👉 **mix and match** - on small pieces of paper or index cards ask the group to write either: a group of people you could connect with e.g. young people, climate protestors, or an idea they have e.g. craft club, walking group. They can write more than one card. Have fun mix and matching them together, for example what would a craft club with young people involved in climate protests look like? Discuss, maybe here you've actually got a great idea!

2. A place to meet

- ? In addition to what's written in the app consider what role 'virtual' spaces could have, if any.

3. Take your passion a step further

- ? Were your passions included in the mix and match activity? If not - why not add them in.

4. People on the edge of society

- ? Who are those on the edge of society in your area?

5. Social and environmental justice

6. Something at work

7. Something Simple

8. An existing initiative or project

9. Still can't think of something?

? As a group discuss anything that comes up relating to the above points.

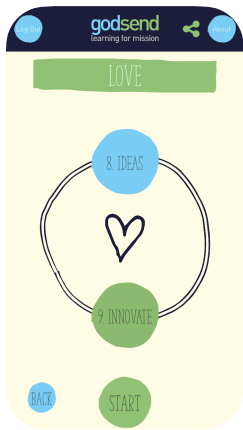
4 Stories - watch the videos together

In response to **Nick's story** - ? What's the passion behind the idea?

In response to **Jonathan's story** - ? What new (Fresh Expression/pioneering) communities do you know of?

5 Action 👉 Complete the activity(s) together as outlined on the app.

C) Love 9. Innovate



On the Home Screen make sure that **C)LOVE** is selected in **GREEN** at the bottom of the circle and then click **START**. Then click on **9. INNOVATE** and then **START**.

You'll be taken to a screen with numbers 1-5.

1 gives an overview on the section, then continue onto:

2 Watch the video together

3 Guide & Stories - A lot of the points in **Guide** are also covered in **Stories - Michael's video** so you may want to switch this around and start with Michael's video in 'stories' and then come back to the guide. Questions have been amalgamated for both these sections into the points below.

Dissatisfaction. ? what things are the group 'dissatisfied' with (remember as outlined in 'Called?' on the app this is not about dissatisfaction with the existing church - Holy discontent is not negativism). How can you address this dissatisfaction? Drawing on who you are, what you know and who you know.

Exploring. Start with what your team is passionate about. Think about your experience and expertise ? ask: who do you know?

Telling a good story. Tell a story that persuades people because it connects with what they are interested in. Tell a story that makes sense of what you're thinking about. A good story must engage with the concerns and the priorities of the people who hear it. Getting a story that will spread, amplify and reach the people you're interested in.

? How does that happen? How could you tell a compelling story in your community?

Changing the story. Listen and watch - are people getting excited? Their reaction might tell you that changes may need to be made.

Edge of chaos. Stay on the edge of chaos. Try new things but do it in a familiar framework


Transformation. By starting something new people's lives are transformed.

In your group ask - ? what excites you about the above? What do you feel uncomfortable with?

? Is there anything else the group want to discuss about the **Guide** or **Stories**?

5 Action 🖐 Complete the activity(s) together as outlined on the app.

D) Community 10. Core Team



On the Home Screen make sure that **D)COMMUNITY** is selected in **GREEN** at the bottom of the circle and then click **START**. Then click on **10. CORE TEAM** and then **START**.

You'll be taken to a screen with numbers 1-5.

1 gives an overview on the section, then continue onto:

2 Watch the video together

3 Guide - read through each point on the app together or individually - below are given some extra questions or activities.

1. Community starts with the team

2. Make 'community' rather than 'team' a priority

- **?** Can you think of any good examples of 'community'? What was it that made them model communities? How could you foster a greater sense of 'community'?

3. Experiences before values is a good motto

- **?** What shared experiences could you do together?

4. Learn together prayerfully

5. Welcome disagreement

6. Might one of the team be 'Chaplain'

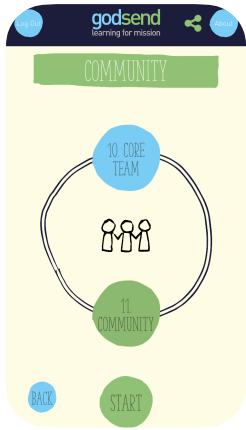
? As a group discuss anything that comes up relating to the above points.

4 Stories - watch the videos together

In pairs discuss how you deal with conflict and what you can take away from the videos you've just watched.

5 Action 🖐️ Complete the activity(s) together as outlined on the app.

D) Community 11. Community



On the Home Screen make sure that **D)COMMUNITY** is selected in **GREEN** at the bottom of the circle and then click **START**. Then click on **11. COMMUNITY** and then **START**.

You'll be taken to a screen with numbers 1-5.

1 gives an overview on the section, then continue onto:

2 Watch the video together

3 Guide - read through each point on the app together or individually - below are given some extra questions or activities.

1. The secret of community

- **?** How might members of your community spend more time together?

2. Your community's 'hidden curriculum' can help foster an hospitable community

- **?** Address the questions written on the app under this heading.

3. The first is a welcome into 'my home'

4. The next step is to turn 'my home' into 'your home'

- **?** What comes up for you reading this?

5. The greatest gift is turning 'it's your home' into 'it's God's home'

- **?** Where is your group on this journey?

? As a group discuss anything that comes up relating to the above points.

4 Stories - watch the videos together

In response to **Christine's story** - **?** What does it mean to be a guest?


In response to **Charlotte and Rachel's story** - **?** How do you think the community benefits in this situation?

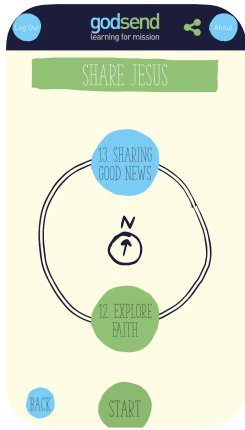
5 Action



Complete the activity(s) together as outlined on the app.

E) Share Jesus 12. Explore Faith

 You'll need paper and pens



On the Home Screen make sure that **E)SHARE JESUS** is selected in **GREEN** at the bottom of the circle and then click **START**. Then click on **12. EXPLORE FAITH** and then **START**.

You'll be taken to a screen with numbers 1-5.


1 gives an overview on the section, then continue onto:

2 Watch the video together


3 Guide - read through each point on the app together or individually - below are given some extra questions or activities.

1. You need a theory of change!


2. A theory of change starts in a framework

-  if you already have a community in mind, or have already started - what might your theory of change look like? In smaller groups sketch out some ideas on paper and then **discuss** them together.

3. Make a bridge between 'community' and 'Share Jesus'

-  What do you think of the examples given? Can you think of something that would work with your community? How might you get there? (You may already have explored this above).

4. Share stories about Jesus


-  Are there any other methods the group can think of that you could use?


5. Above all, be a good friend!


 As a group discuss anything that comes up relating to the above points.

4 Watch the videos together.


Watch/listen to **Katharine's story**

In response to **Nick's story** -  How could 'opt in' worship be incorporated in your community?

In response to **Lucy's story** -  if applicable to your community, what could All Age participation look like in your context?

5 Action  Complete the activity(s) together as outlined on the app. **Note:** some of what is suggested you will have covered in the above **Guide** activities so adapt as applicable.

E) Share Jesus 13. Sharing Good News



On the Home Screen make sure that **E)SHARE JESUS** is selected in **GREEN** at the bottom of the circle and then click **START**. Then click on **13.SHARING GOOD NEWS** and then **START**.

You'll be taken to a screen with numbers 1-5.

1 gives an overview on the section, then continue onto:

2 Watch the video together

3 Guide - read through each point on the app together or individually - below are given some extra questions or activities.

1. Ever discovered a really good deal?

2. But do this considerably

- **?** If applicable perhaps share your own journey to faith or invite the group to share theirs. Can the group relate to the points written under this heading?

3. For people at the distrust milestone

4. For people at the indifferent milestone

- **?** there are lots of examples here - what are the group drawn too? Maybe you want to keep a note for future use. Can you think of any other suggestions using the KISS acronym?

5. For people at the Curiosity milestone

6. For people at the openness milestone

7. For people at the seeking milestone

8. Above all, be a patient friend!

? As a group discuss anything that comes up relating to the above points.


Stories - watch the videos together

? What inspires you about these stories?

5 Action

👉 Complete the activity(s) together as outlined on the app.

F)Church 14. Grow Disciples



On the Home Screen make sure that **F)CHURCH** is selected in **GREEN** at the bottom of the circle and then click **START**. Then click on **14. GROW DISCIPLES** and then **START**.

You'll be taken to a screen with numbers 1-5.

1 gives an overview on the section, then continue onto:

2 Watch the video together

3 Guide - read through each point on the app together or individually.

- 1. How can we best disciple new Christians?**
- 2. Direct relationships with God**
- 3. Relationships with the outside world**
- 4. Relationships with the wider church**
- 5. Relationships within the new Christian community**
- 6. Don't let the group become dependent on you**
- 7. Here, then, is a way to safeguard against error**

? As a group discuss anything that comes up relating to the above points.

4 Stories - watch the videos together

In response to **Nicola's story** - **?** Where have you seen good discipleship? Or, drawing on Nicola's example, how could you disciple people in your community?

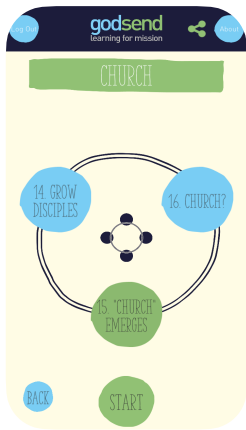
In response to **Andy's story** - **?** How could mentoring work in your context?

5 Action



Complete the activity(s) together as outlined on the app.

F) Church 15. Church Emerges



On the Home Screen make sure that **F)CHURCH** is selected in **GREEN** at the bottom of the circle and then click **START**. Then click on **15. 'CHURCH' EMERGES** and then **START**.

You'll be taken to a screen with numbers 1-5.

1 gives an overview on the section, then continue onto:

2 Watch the video together

3 Guide - read through each point on the app together or individually - below are given some extra questions or activities.

1. So give them the tools.

- What different examples of 'contextual' church do you know of?

2. Start by sharing leadership

- Apart from the examples given here, can you think of any other ways of involving people?

3. Introduce worship

- Lot's of ideas here - has it sparked your imagination? 🖐 Write down any ideas the group has which you can try. Perhaps ask one or two people in the group to do some research based on the resources outlined in the app and to share their learning with the wider group.

4. What about Baptism and Holy Communion

- What might be the best approach in your context? Or which could you try?

5. Connect to the wider church!

? As a group discuss anything that comes up relating to the above points.

4 Stories - watch the videos together

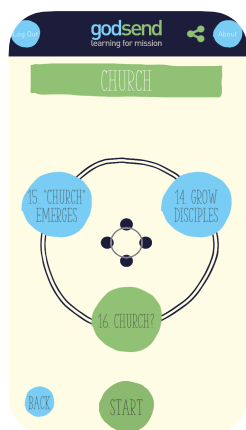
In response to **Andy's story** - ? What 'tiny ways' could you get the community involved in what you are doing?

In response to **Charlotte's two stories** - ? What are your reflections on Charlotte's two videos?

5 Action

🖐 Complete the activity(s) together as outlined on the app. You can draw on your discussions as had in 'Guide' to help engage with some of these questions.

F) Church 16. Church You'll need paper and pens



On the Home Screen make sure that **F)CHURCH** is selected in **GREEN** at the bottom of the circle and then click **START**. Then click on **16. CHURCH?** and then **START**.

You'll be taken to a screen with numbers 1-5.


1 gives an overview on the section, then continue onto:

2 Watch the video together

3 Guide - read through each point on the app together or individually - below are given some extra questions or activities.

1. Many people find the church off-putting


2. Relationships are the very essence of the church

-  How does your community: Experience God directly? Connect with other Christian communities? Engage with the outside world? Interact relationally? These can be unpacked further under 'Action'.

3. These four sets of relationships are equally important

4. Where do Bible, sacraments, and leadership fit in?


5. So keep moving from the shallow to the deeper end of church

-  What practices and rhythms do you have in place? How well do they nourish each of the four sets of relationships? Are they deepening relationships with each other?

6. How do you know when your community has 'arrived'?

-  Can you evaluate where your community is at? Move onto point 7 which may help.

7. When your community looks like God's people, treat it as such!


- Take some time to go through the questions here  maybe you want to map some of it out visually on paper.

8. Do you want support in your journey to becoming church?

-  As a group discuss anything that comes up relating to the above points.

4 Stories - watch the videos together

Listen to **Caroline, Ali and Chris' story** - If you'd like to meet with others growing new communities in Cumbria please contact Emma in the God for All Team at emma.richardson@carlisle-diocese.org.uk. You could also join our Facebook group - search for: Cumbria Fresh Expressions.

5 Action  Complete the activity(s) together as outlined on the app. You can draw on your discussions as had in 'Guide' to help engage with some of these questions.

G) Repeat 17. Do it again



On the Home Screen make sure that **G)REPEAT** is selected in **GREEN** at the bottom of the circle and then click **START**. Then click on **17. DO IT AGAIN** and then **START**.

You'll be taken to a screen with numbers 1-5.

1 gives an overview on the section, then continue onto:

2 Watch the video together

3 Guide - read through each point on the app together or individually - below are given some extra questions or activities.

1. Four reasons to reproduce your community

- What does the group think of the points raised?

2. Three steps

- a) How can you raise your own or others expectations?
- b) Who could you mentor?
- c) how can you keep it simple? What reproducible practices could you embrace?

3. Two examples

- See the videos in (4)

4. One challenge

? As a group discuss anything that comes up relating to the above points.


4 Stories - watch the videos together

In response to **Sue's story** - **?** Where is the spirit already at work? What can you creatively grow and develop with what you already have - relationships, friendships, family, communities you are already part of...?

Listen to **Sorted's story**

In response to **Paul's story** - **?** What inspires you about what Paul shares?

5 Action

 Complete the activity(s) together as outlined on the app. You can draw on your discussions as had in 'Guide' to help engage with some of these questions.